



# 2026 ANNUAL GENERAL MEETING

0406 851 155

[prc.vic.edu.au](http://prc.vic.edu.au)



[admin@prc.vic.edu.au](mailto:admin@prc.vic.edu.au)

# ACKNOWLEDGEMENT OF COUNTRY

We acknowledge the Traditional Owners of the land on which we meet today, the Wurundjeri Woi-wurrung people of the Kulin Nation, and pay our respects to their Elders past and present.

We recognise their continuing connection to land, waters, and community, and acknowledge that this land was never ceded.

We extend our respect to all Aboriginal and Torres Strait Islander peoples here today.

# TABLE OF CONTENTS

**04** About Plenty River  
College

---

**05** Chairman's Report

---

**06** Principal's Report

---

**07** Curriculum Report

---

**08** Wellbeing Report

---

**09** Future Campus

---

**10** Staff Qualifications

---

**11** Student Data

**12** Attendance Data

---

**13** Graduates and  
Pathways

---

**14** Financial Report

---

**15** Sources of Funds

---

**16** Our Board

---

**17** PRC Staff

---

**18** PRC Staff

---

**19** PRC Staff

# ABOUT PLENTY RIVER COLLEGE

- FLEXIBLE LEARNING
- VPC
- VCE & VCE VM



## VISION

Plenty River College's vision is to empower students to **achieve, through education, their personal best and to become positive, confident and productive members of our globalised world.**

## MISSION

Plenty River College's vision is a school of opportunities in which all students are empowered to achieve their personal best. Our mission is **to assist students to develop life and work skills** and to achieve their learnings by:

- Re-engaging them in education.
- Fostering their social and emotional development.
- Providing a supportive and safe environment for them.

## CORE VALUES



PASSION FOR LEARNING  
AND TEACHING

---



EMPOWERMENT

---



RESPECT

---



RESPONSIBILITY

---



KINDNESS

# Chairman's REPORT

PROGRESS . GROWTH . MOMENTUM



Craig Anderson

2025 HAS BEEN A YEAR OF  
**STRONG PROGRESS**  
FOR PLENTY RIVER COLLEGE

Across the College, we have seen **measurable improvements in student attendance, engagement, and outcomes** – a reflection of a learning environment that is inclusive, responsive and student-focused.

## STUDENT IMPACT



- ✔ Improved attendance & engagement
- ✔ Successful student graduations
- ✔ Stronger wellbeing support

Our students are not only participating more – they are **growing, achieving and thriving**.

## FINANCIAL STRENGTH



The College remains in a sound financial position, thanks to strong governance and stewardship.

## WELLBEING & ENGAGEMENT



The College continues to support students through an inclusive and responsive learning environment that promotes wellbeing and engagement

## A MAJOR MILESTONE NEW CAMPUS PROGRESS

- ✔ Land secured in South Morang
- ✔ Construction commencing April 2026
- ✔ **\$5.5M** Government Grant secured

This is a defining step forward toward delivering a **permanent home for our College community**.



## LEADERSHIP THAT DRIVES OUTCOMES

I acknowledge Principal Veronica for her continued leadership, integrity, and unwavering focus on student outcomes. Her contribution remains central to the College's success and future direction. 5



# GROWTH, PURPOSE & POSSIBILITY

## PRINCIPAL'S REPORT



We have continued to strengthen student learning, wellbeing, and staff development, while taking a significant step forward in securing our future campus.

It has been a year of progress, achievement, and community — and I am incredibly proud of all that we have accomplished together.

### KEY ACCOMPLISHMENTS OF 2025



**NEW CAMPUS  
SECURED**



**\$5.5 MILLION  
GRANT**



**11  
GRADUATES**



**INVESTING IN  
OUR STAFF**

## REAL SKILLS *Bright Future*


Through VET, Future Ready and community engagement initiatives, students have developed practical skills, confidence, and resilience for life beyond school.



**PRACTICAL  
SKILLS**



**CONFIDENCE**



**RESILIENCE**



*At our core*

At the heart of everything we do is a commitment to creating an inclusive environment where every student feels supported, valued, and empowered to succeed.



Kim Gray

# CURRICULUM REPORT

REAL - WORLD LEARNING.  
REAL GROWTH.



↑ ATTENDANCE



↑ ENGAGEMENT



↑ 6 LLEN AWARDS



↑ STRONG PATHWAYS

## LEARNING THAT CONNECTS

In 2025, Plenty River College saw significant growth in student engagement, attendance and pathway success across VPC, VCE-VM and VCE.

Through applied learning, students developed practical literacy, numeracy, employability and leadership skills connected to real-world experiences.



### LITERACY & NUMERACY

Building confidence through practical learning, communication and life skills.



### WORK & PATHWAYS

Industry placements, volunteering and enterprise programs prepared students for employment and further study.



### COMMUNITY LEARNING

Partnerships and excursions connected learning to authentic real-world experiences.



## ENGAGING ELECTIVES BUILDING SKILLS & CONNECTIONS



Wood Tech



Art



Band & Music



Gaming



Sport

These electives create opportunities for students to connect, develop skills and be part of something.

# 6

## LLEN AWARDS

STUDENTS RECOGNISED AT HUME WHITTLESEA LLEN AWARDS.

Celebrating excellence in vocational and applied learning.



## LOOKING AHEAD TO 2026

Plenty River College is entering 2026 with strong momentum and a clear commitment to inclusive, engaging and future-focused education.

EVERY STUDENT.  
EVERY PATHWAY.  
EVERY OPPORTUNITY.



# WELLBEING REPORT

*Stronger minds Connected students*

At Plenty River College, student wellbeing is at the heart of everything we do. Through strong support, meaningful programs and empowering opportunities, we help students build confidence, reconnect and thrive.

*Michael Jakubowski*



## OUR WELLBEING HIGHLIGHTS

### RETURN & RECONNECT

Supporting students to transition back into routine, build confidence and reconnect with learning and peers.

### RESPECTFUL RELATIONSHIPS

Sexual Health Victoria workshops provided important learning about sexual health, respect, relationships and personal safety,

### EMOTIONAL REGULATION

The RAGE program helped students recognise triggers, manage emotions and develop positive coping strategies.

### SOCIAL CONNECTION

Small group activities and supported social opportunities help students build confidence in peer interactions.



## ONGOING SUPPORT EVERY STUDENT. EVERY DAY.

- ✔ Individual support tailored to student needs
- ✔ Working closely with families, staff and external services.
- ✔ Strategies in place to support engagement, safety and wellbeing.



“

A supportive environment where every student is empowered to grow, connect and succeed.

”

**TOGETHER, WE CREATE A STRONGER, HEALTHIER COLLEGE.**

# FUTURE CAMPUS



**OPENING 2027**

Plenty River College will begin construction of its purpose-built future campus in April 2026, creating a flexible and inclusive environment designed to support diverse learners.

The new facility will feature adaptable classrooms, specialised learning spaces, a commercial kitchen for vocational training, and collaborative community areas that encourage growth, connection, and engagement.

This exciting development marks a major step forward in strengthening learning opportunities and building a thriving school community.



**8 DANAHER DRIVE,  
SOUTH MORANG VIC 3752**



**BUILT FOR OUR LEARNERS**



**LEARN. PRACTICE. SUCCEED**



**CONNECT, COLLABORATE &  
THRIVE**

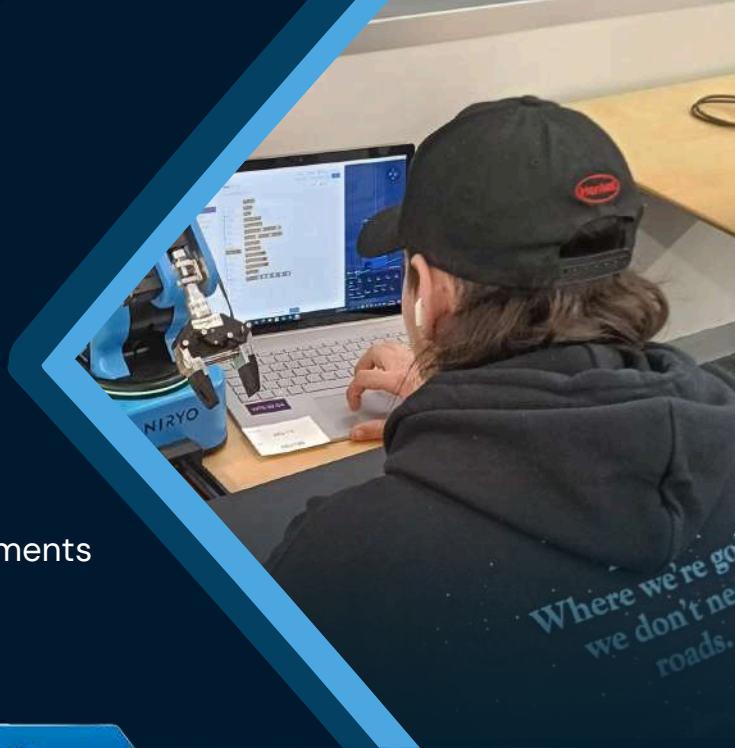


# OUR STAFF

	<b>Master's Degree</b>	<b>4</b>
	<b>Honour's Degree</b>	<b>2</b>
	<b>Bachelor's Degree</b>	<b>9</b>
	<b>Post-Graduate Degree</b>	<b>1</b>
	<b>Post-Graduate Certificate</b>	<b>3</b>
	<b>Diploma</b>	<b>11</b>
	<b>Certificate IV &amp; Below</b>	<b>21</b>

A skilled and passionate team *driving a stronger future.*

# STUDENT DATA

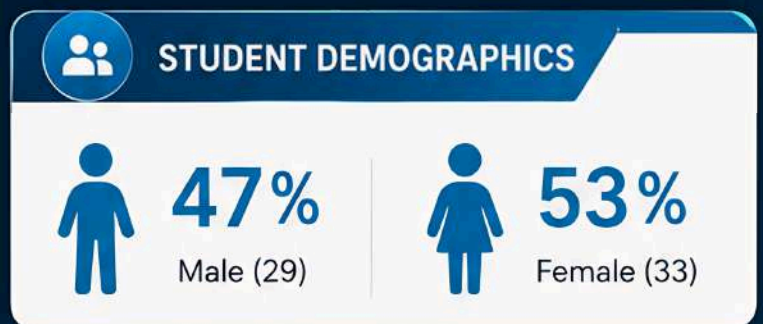
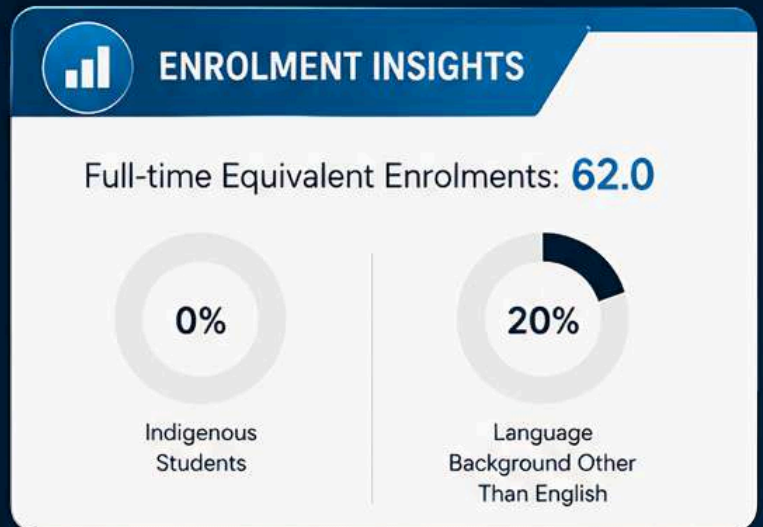


## ENROLMENTS

This report provides a summary of student enrolments across different programs.

AGE GROUP									
AGE	14	15	16	17	18	19	20	21	22
NO. OF STUDENTS	03	11	15	17	18	04	01	01	01

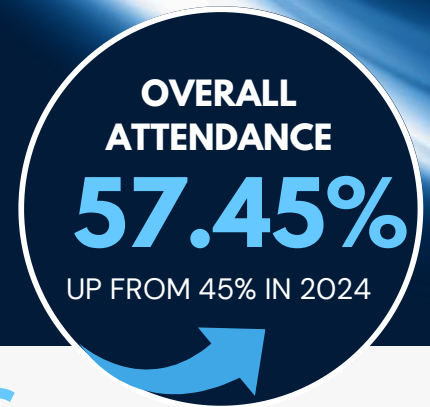
PROGRAM ENROLMENTS	
PROGRAM	NO. OF STUDENTS
 VPC	26
 VCE	08
 VCE VM	19
 VET	26



Our enrolment data reflects a **strong** and **diverse** student cohort across year levels and programs. With a continued focus on **inclusion** and **opportunity**, we are empowering students to achieve their goals and prepare for **successful** futures. Together, we build pathways that make a **lasting impact**.

# ATTENDANCE

Our 2025 attendance results reflect a culture of connection, support and expectation. Every student, every day.



## KEY HIGHLIGHTS



OVERALL AVERAGE  
**57.45%**



### TOP PERFORMERS

VCE-VM (60.66%)  
and VPC (59.80%)



### CONSISTENT PROGRESS

High attendance sustained across both semesters

## 2025 ATTENDANCE SNAPSHOT

YEAR LEVEL	SEMESTER 1	SEMESTER 2	AVERAGE IN 2025
VPC	62.54%	57.06%	<b>59.80%</b>
VCE	56.97%	46.78%	<b>51.88%</b>
VCE-VM	64.45%	56.86%	<b>60.66%</b>
OVERALL AVERAGE	<b>61.32%</b>	<b>53.57%</b>	<b>57.45%</b>

## MANAGEMENT OF ABSENCES



### MONITOR

Attendance is closely monitored through digital systems. Parents are notified of absences each day via the SIMON/PAM portal.



### COMMUNICATE

Teachers and ES staff follow up with students to check their wellbeing and understand reasons for absence. Weekly contact with parents ensures ongoing support.



### SUPPORT

Students at risk of disengagement are supported through the Outreach program, with regular contact at least once per week.



### EMPOWER

Clear expectations. VCAA requirements and college policies are reinforced. Students can access their attendance data to take ownership of their learning.



TOGETHER, WE'RE BUILDING A CULTURE OF ATTENDANCE, OPPORTUNITY AND SUCCESS

# GRADUATES & PATHWAYS

CELEBRATING ACHIEVEMENTS.  
EMPOWERING FUTURES.

This report highlights the number of students who successfully completed their respective programs in 2025



TOTAL GRADUATES

14

STUDENTS



VICTORIAN PATHWAYS  
CERTIFICATE (VPC)

05

STUDENTS



VICTORIAN CERTIFICATE  
OF EDUCATION (VCE)

03

STUDENTS



VOCATIONAL EDUCATION  
AND TRAINING (VET)

03

STUDENTS

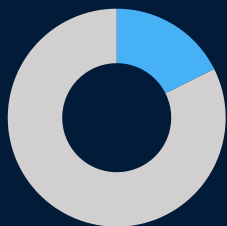


VOCATIONAL MAJOR  
(VM)

03

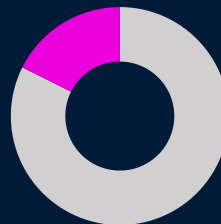
STUDENTS

## POST-SCHOOL PATHWAYS



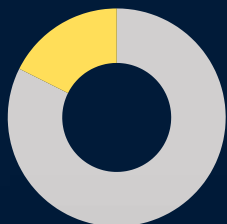
EMPLOYMENT  
(PT OR FT)

21.4%



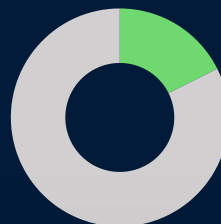
FURTHER  
STUDIES

35.7%



NOT WORKING /  
NOT STUDYING

21.4%



NO  
RESPONSE

21.4%



The 2025 data shows continued **strong participation** in further education, with nearly half of graduates pursuing **additional study**. Employment outcomes are still developing, with some students in a transitional phase as they explore next steps. The full response rate provides a clear picture of pathways and will support **targeted improvements** moving forward

# FINANCIAL REPORT

## 31 DECEMBER 2025



*Asad Abbasi*  
Treasurer & Finance Manager



### STRATEGIC INVESTMENT

Major progress was made towards the College's permanent campus development



### STRONG FINANCIAL GROWTH

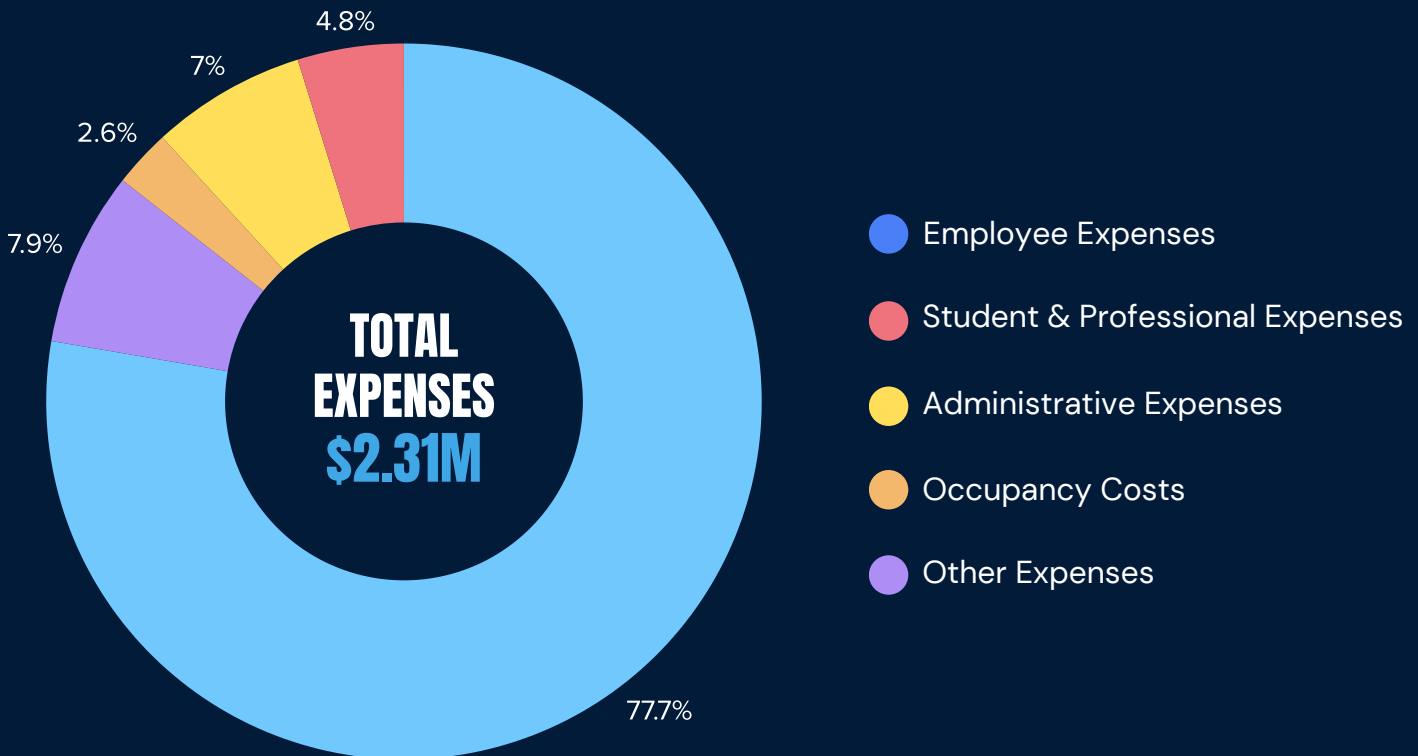
Revenue increased significantly in 2025 due to enrolment growth and operational expansion.

**TOTAL REVENUE**  
**\$3.52M**

**TOTAL EXPENSES**  
**\$2.31M**

**NET SURPLUS**  
**\$1.2M**

## OPERATING EXPENSES



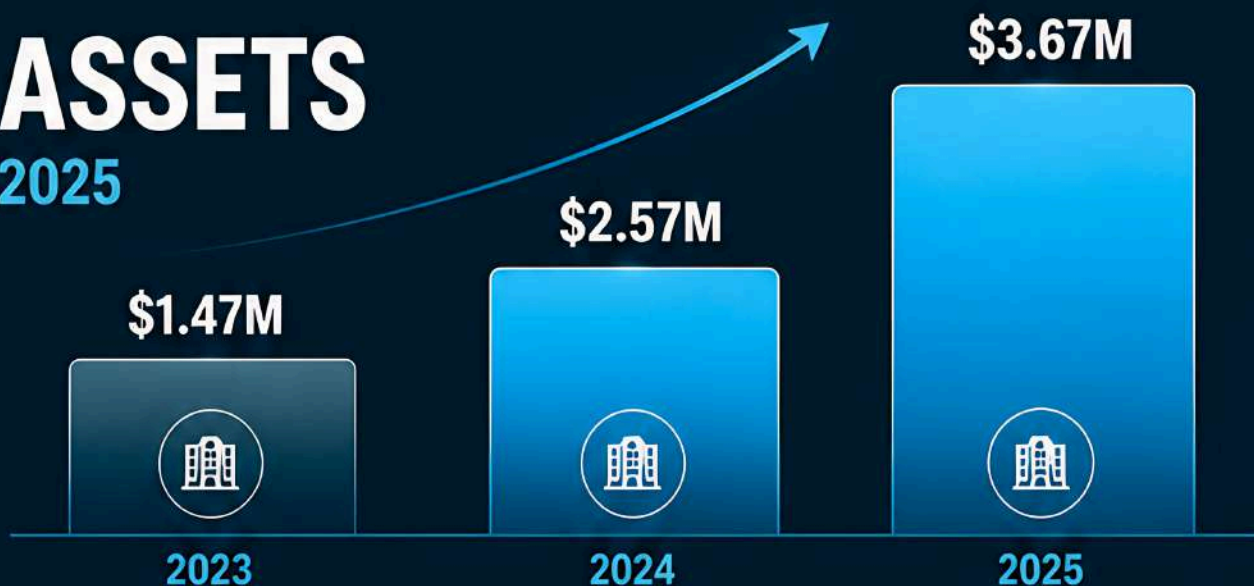
# WHERE OUR FUNDING COMES FROM

## 2025 INCOME OVERVIEW



# NET ASSETS

## 2023 → 2025



Continued financial growth has strengthened the College's long-term sustainability and future campus vision.

# Our School Board

Craig Anderson



Board Chairman

Meri Ivanovska



Deputy Chairperson

David Ling



Secretary

Asad Abbasi



Treasurer

Veronica Kioria



Board Member

Ian Fisher



Board Member

Francis Acquah



Board Member

# Our Staff

Veronica Kioria




Executive Principal

Kim Gray



Assistant Principal

Michael Jakubowski



Wellbeing Team  
Leader

Pournami Balachandran



Operations &  
Compliance Manager

Asad Abbasi



Finance Manager

# Our Staff

Joshua Kayll



Teacher

Donna Thomas



Teacher

Tangata Tupou



Teacher

Almira Anderson



Education Support

Merita Lozanovski



Education Support

Wilson Gakuru



Education Support

Francesco De Luca



Wellbeing

Robert Velickovski



Wellbeing

# Our Staff

Lynda Wanjofu



Records &  
Administration Officer

Edie Morehu



Career & Pathways  
Advisor

Lulieta Tair



Administration  
Assistant

Ivana Oberhofer



NCCD Administration  
Officer

Sharon Eliopoulos



Operations Support

Tanisha Faletolu



Executive Assistant  
& HR Officer



## CONTACT US

**Mobile Number:** 0406 685 155

**Email Address:** [admin@prc.vic.edu.au](mailto:admin@prc.vic.edu.au)

**Address:** 5/9 Danaher Drive, South Morang VIC 3752

**Website:** [www.prc.vic.edu](http://www.prc.vic.edu)